



Bears Roar into Week as ASI Slips 0.63%, Investors Lose N984bn; Naira Gains Ground Across Both Markets as Buying Interest Strengthens....

MARKET STATISTICS	CLOSE	PREVIOUS	TODAY'S %	YTD %
All Share Index (ASI)	243,204.73	244,738.74	(0.63)	56.29
Deals	80,977.00	49,807.00	62.58	
Volume	744,985,016.00	1,720,584,679.00	(56.70)	
Value	36,440,466,591	52,813,351,041	(31.00)	
Market Cap	155,985,990,661,766	156,969,869,391,520	(0.63)	56.96

SECTORED INDICES	CLOSE	PREVIOUS	TODAY'S % Δ
NGX BANKING	2,276.26	2,299.26	(1.00)
NGX INSURANCE	1,250.81	1,259.41	(0.68)
NGX CONSUMER GOODS	4,754.90	4,773.61	(0.39)
NGX OIL/GAS	5,516.25	5,698.36	(3.20)
NGX INDUSTRIAL	11,590.56	11,590.65	(0.001)
NGX COMMODITY	1,900.47	1,936.46	(1.86)

Equities Market Summary

The Nigerian equities market edged lower on Monday, with the NGX All-Share Index declining 0.63% to settle at 243,204.73 points, pulling the year-to-date return down to +56.29% and erasing ₦983.88 billion from market capitalization, which closed at ₦155.99 trillion. Market breadth was broadly negative at 0.36x, as 47 decliners led by INTENEGINS, ETRANZACT, NEIMETH, OANDO, and ABBEYBDS comfortably outpaced 17 advancers, with ROYALEX, IKEJAHOTEL, CONHALLPLC, UPL, and MANSARD recording the most notable gains. Sectoral performance was broadly negative across the board, as Oil & Gas (-3.20%), Commodity (-1.86%), Banking (-1.00%), Insurance (-0.68%), Consumer Goods (-0.39%), and Industrial (-0.001%) all closed in negative territory. Trading activity was mixed, as volume and turnover declined 56.70% and 31.00% to 744.99 million shares and ₦36.44 billion respectively, while deal count surged 62.58% to 80,977 transactions. Heading into the next session, the market is expected to sustain its bearish trend, weighed down by continued profit-taking activity and lingering uncertainties around the Oil & Gas sector following the reopening of the Strait of Hormuz and the suspension of hostilities.

Money Market

Nigerian Interbank Offered Rates rose across all tenors on Monday, with the overnight rate edging up 14bps to 22.21%, reflecting tightening system liquidity. The 1-month, 3-month, and 6-month tenors, however, moved in the opposite direction, retreating 56bps, 84bps, and 119bps respectively. Funding costs were divergent, as the Overnight rate climbed 9bps to 22.23% while the Open Repo rate remained unchanged at 22.00%.

In the Treasury Bills secondary market, yields closed on a varied note, with the 1-month, 6-month, and 12-month bills edging up 2bps, 5bps, and 1bp respectively, while the 3-month bill bucked the trend with a 6bps decline. Despite this, the average NT-Bills yield closed flat at 17.74%, reflecting measured investor demand and a broadly cautious tone across the fixed-income space.

Bond Market

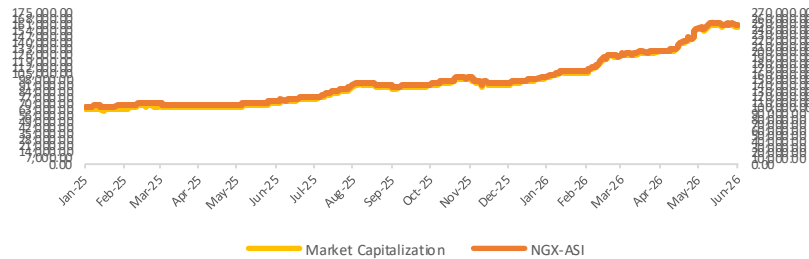
The FGN Bonds market extended its bearish run on Monday, with average yields surging 13bps to 16.82%, pointing to persistently weak domestic investor confidence and a continued decline in appetite for naira-denominated sovereign debt.

The Eurobond market painted a contrasting picture, however, as average yields retreated 12bps to 6.73%, signaling renewed global investor interest and a broadly favorable outlook toward Nigeria's dollar-denominated sovereign obligations.

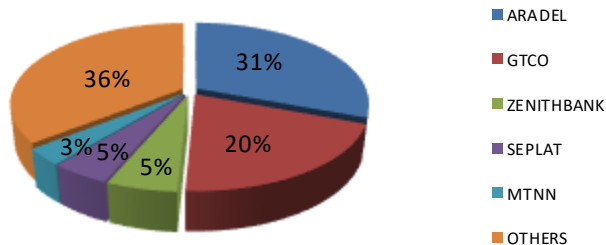
Foreign Exchange Market

The naira strengthened across both market segments on Monday, appreciating 0.56% to ₦1,356.27/\$ at the NAFEM window and gaining a further 0.22% to ₦1,373/\$ in the parallel market, reflecting broad-based buying interest in the local currency across both the official and informal foreign exchange segments.

Movement in the NGX-ASI & Market Capitalisation



Today's biggest transactions by % of total naira votes





Cowry Daily Market Insight 15 June 2026

MPR: 26.50%
 May'26 Inflation Rate: 15.93%
 Q1 2026 Real GDP: 3.89%

TENOR	NIBOR as @ 15/6/2026	NIBOR as @ 11/6/2026	PPT
Overnight	22.2083	22.0729	0.14
1 Month	22.8083	22.2457	0.56
3 Months	23.3167	22.4814	0.84
6 Months	23.8333	22.6386	1.19

Source: FMDQ

TENOR	NITTY as @15/6/2026	NITTY as @11/6/2026	PPT
1Month	16.0255	16.0064	0.02
3 Months	16.4364	16.4938	(0.06)
6 Months	17.7158	17.6670	0.05
12 Months	19.5367	19.4334	0.10

Source: FMDQ

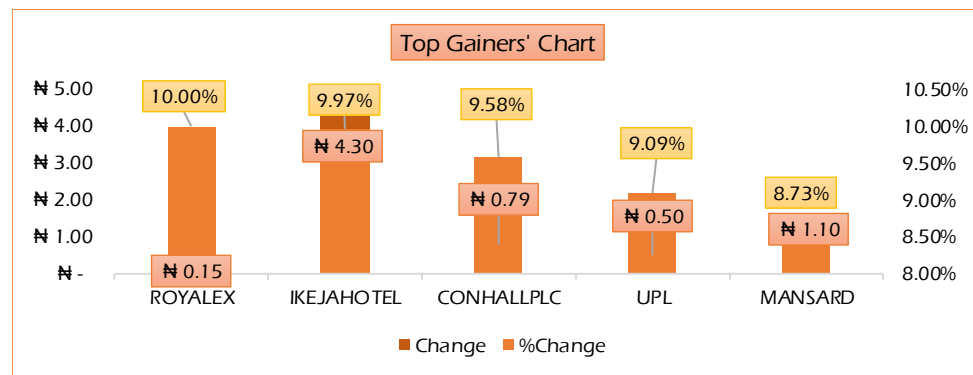
Bond Name	Maturity (Years)	Bid Price	Daily Δ	Offer yield	Yield YTD PPT Δ
16.29% FGN MAR 2027	10	98.59	0.14	18.23%	0.052
12.50% FGN MAR 2035	15	78.44	(5.24)	17.36%	0.024
16.25% FGN APR 2037	20	94.31	0.50	17.42%	0.020
12.98% FGN MAR 2050	30	87.10	0.00	14.97%	-0.011

Source: FMDQ

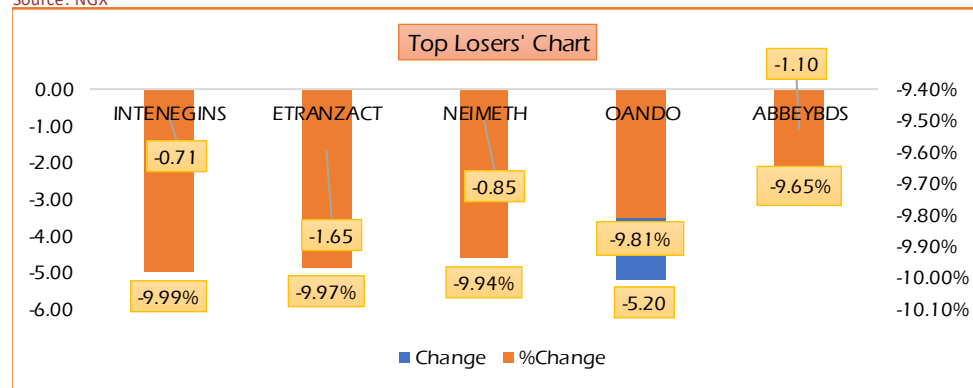
Eurobond Name	Maturity (Years)	Bid Price	Daily Δ	Offer Yield	Yield YTD PPT Δ
6.50 NOV 28, 2027	10	101.09	0.24	5.71%	-0.029
7.69% FEB 23, 2038	20	104.24	0.94	7.15%	-0.032
7.62% NOV 28, 2047	30	99.82	0.79	7.64%	-0.027

USD/NGN Exchange Rate	15/6/2026	Previous	Daily %
NAFEM	₦1,356.27	₦1,363.83	0.56%
Parallel	₦1,373	₦1,376	0.22%

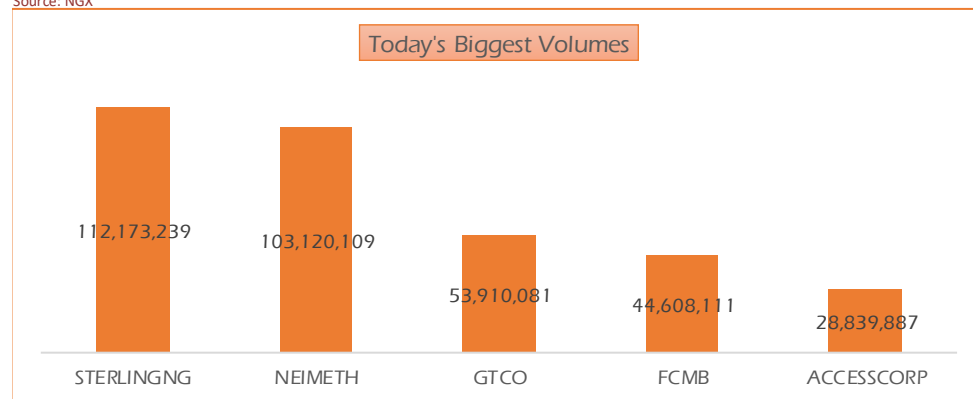
Major Currencies & Commodities	15/6/2026	Daily %	Yearly %
EURUSD	1.16	0.33%	-1.14%
GBPUSD	1.34	0.21%	-0.21%
Crude Oil, \$/bbl	79.83	-5.95%	-23.50%
Brent, \$/bbl	82.51	-5.52%	-26.43%
Gold, \$/t.oz	4355.81	3.17%	-4.61%
Cocoa, \$/T	4078.05	5.43%	7.36%



Source: NGX



Source: NGX



Source: NGX

www.cowryasset.com

This report is produced by the Research Desk, Cowry Asset Management Limited (COWRY) as a guideline for Clients that intend to invest in securities on the basis of their own investment decision without relying completely on the information contained herein. The opinion contained herein is for information purposes only and does not constitute any offer or solicitation to enter into any trading transaction. While care has been taken in preparing this document, no responsibility or liability whatsoever is accepted by any member of COWRY for errors, omission of facts, and any direct or consequential loss arising from the use of this report or its contents.

TOP 5 ADVANCERS	TOP 5 DECLINERS	TOP 5 TRADES BY VOLUME	TOP 5 TRADES BY VALUE
 ROYAL EXCHANGE	 IEI	 Sterling	 aradel Holdings Plc
+10.00%	-9.99%	112.17 million units	N11.20 billion
 IKEJA HOTEL PLC <small>RC 10845</small>	 Oando	 Neimeth	 GTCCO
+9.97%	-9.97%	103.12 million units	N7.32 billion
 Consolidated Hallmark Insurance Limited	 Neimeth	 GTCCO	 ZENITH
+9.58%	-9.94%	53.91 million units	N2.04 billion
 UPL	 etranzact	 FCMB	 Seplat energy
+9.09%	-9.81%	44.61 million units	N1.70 billion
 AXA MANSARD	 abbey <small>MORTGAGE BANK PLC</small>	 access	 MTN
+8.73%	-9.65%	28.84 million units	N1.20 billion



Cowry Daily Market Insight 15 June 2026

MPR: 26.50%
May'26 Inflation Rate: 15.93%
Q1 2026 Real GDP: 3.89%

Issuer	Description	Issue Date	Maturity Date	Coupon (%)	Current Yield (%)	DailyΔ	Previous Yield (%)
ACCESS BANK PLC	15.50 ACCESS BANK 23-JUL-2026	23-Jul-19	23-Jul-26	15.50	19.76	-0.01	19.77
MTN NIGERIA COMMUNICATIONS PLC	13.50 MTNN IA 30-SEP-2026	30-Sep-22	30-Sep-26	13.50	18.04	-0.06	18.10
SUNDRY FOODS FUNDING SPV PLC	13.50 SUNDRY SPV PLC I 15-DEC-2026	15-Dec-21	15-Dec-26	13.50	19.12	0.90	18.22
EAT & GO FINANCE SPV PLC	14.25 EAT & GO FINANCE SPV 17-DEC-2026	17-Dec-19	17-Dec-26	14.25	19.64	-0.03	19.67
DANGOTE CEMENT PLC	11.85 DANGCEM IIA 30-APR-2027	27-Apr-22	30-Apr-27	11.85	19.45	-0.17	19.62
AXXELA FUNDING 1 PLC	14.30 AXXELA I 20-MAY-2027	20-May-20	20-May-27	14.30	20.89	-0.19	21.08
ACCELEREX SPV PLC	14.00 ACSP I 15-JUN-2027	15-Jun-22	15-Jun-27	14.00	21.49	0.19	21.30
NOVAMBL INVESTMENTS SPV PLC	12.00 NOVAMBL SPV I 23-JUL-2027	23-Jul-20	23-Jul-27	12.00	22.33	-0.10	22.43
UNITED CAPITAL PLC	15.00 UNICAP II 14-SEP-2027	14-Sep-22	14-Sep-27	15.00	19.96	-0.07	20.03
*NMRC	7.20 NMRC III 2-NOV-2027	02-Nov-20	02-Nov-27	7.20	21.91	0.02	21.89
VIATHAN FUNDING PLC	16.00 VIATHAN (GTD) 14-DEC-2027	15-Dec-17	14-Dec-27	16.00	19.54	0.07	19.47
FLOUR MILLS OF NIGERIA PLC	6.25 FLOURMILLS IV B 14-DEC-2027	14-Dec-20	14-Dec-27	6.25	18.96	-0.05	19.01
BUA CEMENT PLC	7.50 BUACEM I 30-DEC-2027	30-Dec-20	30-Dec-27	7.50	19.29	-0.17	19.46
*ARADEL HOLDINGS PLC	17.00 ARAD I 13-JAN-2028	13-Jan-23	13-Jan-28	17.00	19.42	-0.17	19.59
MTN NIGERIA COMMUNICATIONS PLC	13.00 MTN COM PLC I 5-MAY-2028	05-May-21	05-May-28	13.00	18.50	-0.05	18.55
DANGOTE CEMENT PLC	13.50 DANGCEM IC 30-MAY-2028	26-May-21	30-May-28	13.50	17.89	-0.01	17.90
C&I LEASING PLC	15.50 C&I LEASING II 3-JUN-2028	03-Jun-21	03-Jun-28	15.50	20.54	-0.08	20.62
CERPAC RECEIVABLES FUNDING SPV PLC	14.50 CERPAC-SPV III 15-JUL-2028	10-Sep-21	15-Jul-28	14.50	21.50	-0.09	21.59
SUNDRY FOODS FUNDING SPV PLC	16.00 SUNDRY SPV PLC II 23-OCT-2028	23-Oct-23	23-Oct-28	16.00	18.64	-0.05	18.69
ARDOVA PLC	13.30 ARDOVA PLC IA 12-NOV-2028	12-Nov-21	12-Nov-28	13.30	19.04	-0.05	19.09
VERITASI HOMES & PROPERTIES LIMITED	20.00 VHPL 10-DEC-2028	10-Dec-25	10-Dec-28	20.00	20.03	-0.04	20.07
MCM FUNDING SPV PLC	19.50 MCM FUNDING SPV I 12-JAN-2029	12-Jan-26	12-Jan-29	19.50	19.00	-0.02	19.02
EAT & GO FINANCE SPV PLC	13.25 EAT & GO FINANCE SPV 8-MAR-2029	08-Mar-22	08-Mar-29	13.25	20.36	-0.04	20.40
PRESKO PLC	12.85 PRESKO PLC 5-APR-2029	05-Apr-22	05-Apr-29	12.85	19.17	-0.05	19.22
DANGOTE CEMENT PLC	12.35 DANGCEM IIB 30-APR-2029	27-Apr-22	30-Apr-29	12.35	18.17	-0.05	18.22
*FLOUR MILLS OF NIGERIA PLC	22.00 FLOURMILLS II 30-MAY-2029	30-May-24	30-May-29	22.00	20.29	-0.03	20.32
UNION BANK OF NIGERIA PLC	16.20 UNION III 27-JUN-2029	27-Jun-19	27-Jun-29	16.20	20.43	-0.06	20.49
DANGOTE INDUSTRIES FUNDING PLC	12.75 DANGIFP IA 19-JUL-2029	19-Jul-22	19-Jul-29	12.75	18.95	-0.05	19.00
GEREGU POWER PLC	14.50 GERP I 28-JUL-2029	28-Jul-22	28-Jul-29	14.50	20.11	-0.04	20.15

www.cowryasset.com

This report is produced by the Research Desk, Cowry Asset Management Limited (COWRY) as a guideline for Clients that intend to invest in securities on the basis of their own investment decision without relying completely on the information contained herein. The opinion contained herein is for information purposes only and does not constitute any offer or solicitation to enter into any trading transaction. While care has been taken in preparing this document, no responsibility or liability whatsoever is accepted by any member of COWRY for errors, omission of facts, and any direct or consequential loss arising from the use of this report or its contents.



Cowry Daily Market Insight 15 June 2026

MPR: 26.50%
 May'26 Inflation Rate: 15.93%
 Q1 2026 Real GDP: 3.89%

*NMRC	14.90 NMRC I 29-JUL-2030	29-Jul-15	29-Jul-30	14.90	17.94	-0.01	17.95
TSL SPV PLC	10.00 TSL SPV I (GTD) 6-OCT-2030	06-Oct-20	06-Oct-30	10.00	19.55	-0.03	19.58
FBNQ MB FUNDING SPV PLC	6.25 FBNQ MB SPV II 16-DEC-2030	16-Dec-20	16-Dec-30	6.25	18.44	-0.02	18.46
CHAMPION BREWERIES PLC	19.50 CHBR I 23-DEC-2030	23-Dec-25	23-Dec-30	19.50	19.33	-0.05	19.38
FIDELITY BANK PLC	8.50 FIDELITY I 7-JAN-2031	07-Jan-21	07-Jan-31	8.50	18.44	-0.02	18.46
EAT & GO FINANCE SPV PLC	18.00 EGFS 22-FEB-2031	22-Feb-24	22-Feb-31	18.00	19.68	-0.03	19.71
UAC OF NIGERIA PLC	21.50 UAC PLC I 14-OCT-2031	14-Oct-24	14-Oct-31	21.50	20.87	-0.01	20.88
PRIMERO BRT SECURITISATION SPV PLC	17.00 PRIMERO BRT-SPV 27-OCT-2031	24-May-19	27-Oct-31	17.00	20.19	-0.01	20.20
MTN NIGERIA COMMUNICATIONS PLC	12.75 MTN COM PLC II 4-NOV-2031	04-Nov-21	04-Nov-31	12.75	18.43	-0.02	18.45
ARDOVA PLC	13.65 ARDOVA PLC IB 12-NOV-2031	12-Nov-21	12-Nov-31	13.65	18.79	-0.05	18.84
GPC-SPV COMPANY PLC	13.00 GPC SPV PLC (GTD) 23-NOV-2031	23-Nov-21	23-Nov-31	13.00	18.14	-0.05	18.19
*PRESCO PLC	23.75 PRESCO PLC I 31-JAN-2032	31-Jan-25	31-Jan-32	23.75	21.70	-0.04	21.74
PAT DIGITAL INFRA FUND SPV PLC	13.25 PAT SPV PLC (GTD) 2-FEB-2032	02-Feb-22	02-Feb-32	13.25	18.41	-0.06	18.47
DANGOTE CEMENT PLC	13.00 DANGCEM IIC 30-APR-2032	27-Apr-22	30-Apr-32	13.00	18.90	0.00	18.90
DANGOTE INDUSTRIES FUNDING PLC	13.50 DANGIFP IB 19-JUL-2032	19-Jul-22	19-Jul-32	13.50	19.05	0.00	19.05
MTN NIGERIA COMMUNICATIONS PLC	14.50 MTNN IB 30-SEP-2032	30-Sep-22	30-Sep-32	14.50	18.26	0.00	18.26
DANGOTE INDUSTRIES FUNDING PLC	16.75 DANGIFP II 5-DEC-2032	05-Dec-22	05-Dec-32	16.75	19.19	0.00	19.19
*UAC OF NIGERIA PLC	17.35 UAC PLC I 15-DEC-2032	15-Dec-25	15-Dec-32	17.35	18.45	-0.01	18.46
EAT & GO FINANCE SPV PLC	20.00 EGFS II 27-JAN-2033	27-Jan-26	27-Jan-33	20.00	19.48	0.00	19.48
*NMRC	13.80 NMRC II 15-MAR-2033	21-May-18	15-Mar-33	13.80	18.35	-0.01	18.36
AXXELA FUNDING 1 PLC	21.00 AXXELA I 12-APR-2034	12-Apr-24	12-Apr-34	21.00	27.79	-0.02	27.81
GEL UTILITY FUNDING SPV PLC	15.15 GEL UTILITY-SPV (GTD) 28-AUG-2034	28-Aug-19	28-Aug-34	15.15	19.04	-0.01	19.05
DANGOTE CEMENT PLC	23.50 DANGCEM I 30-DEC-2034	30-Dec-24	30-Dec-34	23.50	22.63	1.25	21.38
*APL FUNDING SPV PLC	23.00 APL SPV PLC I 30-DEC-2034	30-Dec-24	30-Dec-34	23.00	22.13	-0.01	22.14
*DLM FUNDING SPV	DLM FUNDING SPV IA 12-SEP-2035	12-Sep-25	12-Sep-35	16.83	18.45	-0.02	18.47
*DLM FUNDING SPV	19.07 DLM FUNDING SPV IB 12-SEP-2035	12-Sep-25	12-Sep-35	19.07	19.78	0.00	19.78
*NMRC PLC	17.25 NMRC I 15-MAR-2036	2-Mar-26	15-Mar-36	17.25	19.14	-0.02	19.16
*LFZC FUNDING SPV PLC	13.25 LFZC II (GTD) 16-MAR-2042	10-May-22	16-Mar-42	13.25	18.36	0.26	18.10
*LFZC FUNDING SPV PLC	15.25 LFZC III (GTD) 29-MAR-2043	29-Mar-23	29-Mar-43	15.25	17.65	-0.01	17.66
FCMB GROUP PLC	16.00 FCMB I (PERP)	16-Feb-23	—	16.00	18.94	-0.01	18.95
FCMB GROUP PLC	16.00 FCMB II (PERP)	24-Oct-23	—	16.00	18.16	-0.05	18.21

www.cowryasset.com

This report is produced by the Research Desk, Cowry Asset Management Limited (COWRY) as a guideline for Clients that intend to invest in securities on the basis of their own investment decision without relying completely on the information contained herein. The opinion contained herein is for information purposes only and does not constitute any offer or solicitation to enter into any trading transaction. While care has been taken in preparing this document, no responsibility or liability whatsoever is accepted by any member of COWRY for errors, omission of facts, and any direct or consequential loss arising from the use of this report or its contents.

